

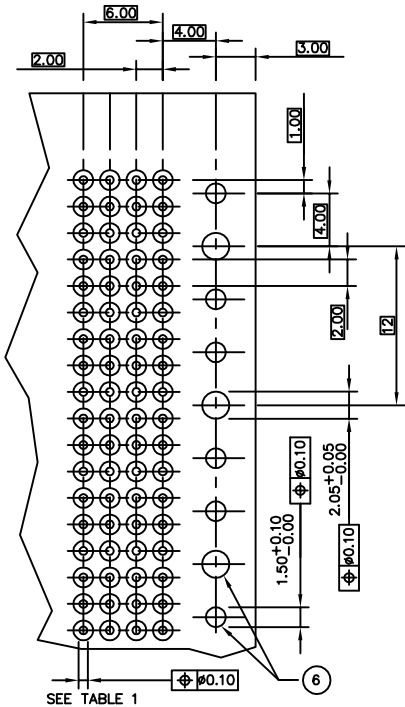
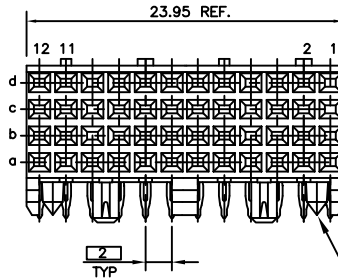
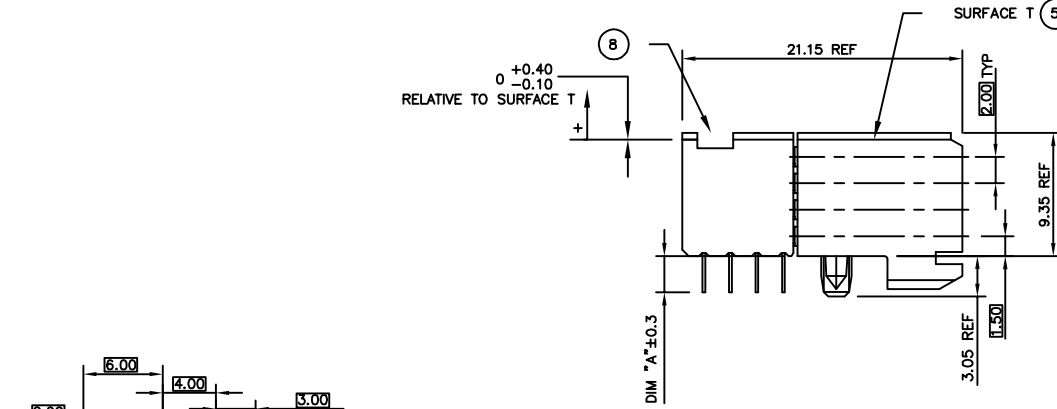
Tous droits strictement reserves. Reproduction ou communication a des tiers interdite sous quelque forme que ce soit sans autorisation écrite du propriétaire. Propriete de c FCI. Droits de reproduction FCI.



All rights strictly reserved. Reproduction or issue to third parties in any form whatever is not permitted without written authority from the proprietor. Property of FCI. Copyright FCI.

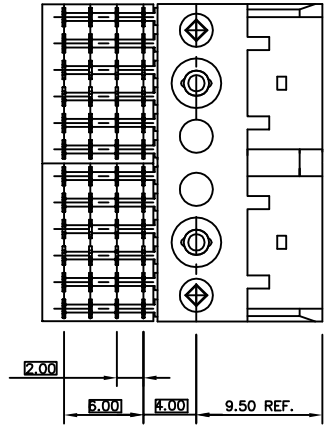
PRODUCT NUMBER	PCB THICKNESS	DIM "A"
88946-X02	1.6	2.90
88946-X12	2.4	3.53
88946-X02LF	1.6	2.90
88946-X12LF	2.4	3.53

PLATING CONTACT AREA:	
DASH NR:	PERFORMANCE LEVEL
-1YY	TELCORDIA CO
-2YY	CUSTOMER SPECIAL
-3YY	CUSTOMER SPECIAL
-9YY	TELCORDIA CO
-1YYLF	TELCORDIA CO
-2YYLF	CUSTOMER SPECIAL
-3YYLF	CUSTOMER SPECIAL
-9YYLF	TELCORDIA CO



RECOMMENDED PC BOARD LAYOUT, COMPONENT SIDE.

HOLE DIAMETER AFTER PLATING	0.65-0.80
DRILLED HOLE	0.81-0.86 (0.85 DRILL)
COPPER PLATING	0.025 - 0.05
SnPb PLATING	0.005-0.015



- NOTES:
- CONNECTOR MATERIALS:  
HOUSING: LCP, 30% GLASS FILLED, UL 94-V0 COMPLIANT  
PRESS BLOCK: GLASS FILLED, HIGH TEMPERATURE RESIN UL 94-V0 COMPLIANT  
TERMINAL: PHOSPHOR BRONZE ALLOY
  - PRESS-FIT TAIL PLATING: 0.5-1.5 μm TIN LEAD
  - PRODUCT SPECIFICATION:  
GS-12-002
  - APPLICATION SPECIFICATIONS:  
BUS-20-081  
GS-20-001  
TA-941
  - PRODUCT MARKING: (PART NUMBER & LOT CODE).
  - INDICATED HOLES ARE UNPLATED.
  - DIAMOND LOCATION PEG ARE ONLY EXISTED ON THE BOTH SIDES OF PRODUCT.
  - TOP SURFACE OF PRESS BLOCK MAY EXTEND UP TO 0.4MM HIGHER THAN HOUSING. THIS MAY AFFECT THE TAIL LENGTH BEFORE APPLICATION TO A BOARD.
  - THESE PRODUCTS WHERE THE PART NUMBER ENDS IN "LF" MEET THE EUROPEAN UNION DIRECTIVES AND OTHER COUNTRY REGULATIONS AS DESCRIBED IN GS-22-008.
  - ALL PRODUCTS WILL WITHSTAND EXPOSURE TO 240°C FOR 60 SECONDS IN A CONVECTION, INFAR-RED OR VAPOR PHASE REFLOW OVEN.
  - FOR LEAD FREE PART NUMBERS ADD "LF" SUFFIX. EXAMPLE: 88946-XYLF.

mat'l. code		tolerances unless otherwise specified		CUSTOMER COPY		FCI	
SEE NOTES						www.fciconnect.com	
ltr	ecn no	dr	date	linear	.X ±.3	projection	title
M	DG06-0445	Cenh	10/30/06		.XX ±.10		B SERIES R/A SIGNAL RECEPT ASSY
N	DG07-0170	Cenh	05/22/07		.XXX ±.050		
P	DG08-0171	TER	8/15/08	angles	0° ±2'		4 ROW, 2 MOD, PF
-	-	-	-	dr	S.STONER 10/29/92		
J	V03-0722	LP	8/22/03	enr	R.DOUTRICH 10/29/92	MM	product family METRAL (tm)
K	V05-0074	LP	4/12/05	chr	S.STONER 10/29/92	scale	code
L	V05-0522	DAI	6/8/05	appd	S.STONER 10/29/92	1:1	size dwg no
sheet	revision	P				A	88946
index	sheet	1					213
							sheet 1 of 1

cage code 22526